




G SERIES QUICK COUPLINGS

Flush Face Screw Together

Crane & Heavy Hauling Markets



*** Connectable under pressure**

Features and Applications

- Screw type
- High working pressures up to 6092 PSI
- Compact design
- Heavy hauler/ crane market
- -4° F to + 212° F

MATERIALS

Body: Carbon Steel
 Finishing: ZN-Fe (CRIII) Plating
 Seals: NBR standard seals
 Threads: German DIN

MAJOR INTERCHANGES

German Market
 Voswinkle
 TCH

Series, Group and Pressures

Series	W.P.	B.P.	Rated Flow (Connected)	Max Flow (GPM)
G2CC	6092	23,206	6.07	12.13
G3CC	6092	18,275	11.88	23.75
G4CC	6092	18,275	28.00	39.63
G6CC	6092	14,504	49.88	63.38
G8CC	6092	16,679	76.07	152.13

Key Note:

- Color Safe System options available



G SERIES QUICK COUPLINGS

Flush Face Screw Together

Crane & Heavy Hauling Markets



Part Number	Tube Size	Thread Size	OE	L1	L2	Side
G2CC-B-12L-VS	12L	M18X1.5	M32X3	2.17"	2.40"	COUPLING
G2CC-X-12L	12L	M18X1.5	M32X3	2.17"	2.40"	NIPPLE
G2CC-B-10S-VS	10S	M18X1.5	M32X3	2.20"	2.44"	COUPLING
G2CC-X-10S	10S	M18X1.5	M32X3	2.20"	2.44"	NIPPLE
G2CC-B-12S-VS	12S	M20X1.5	M32X3	2.20"	2.44"	COUPLING
G2CC-X-12S	12S	M20X1.5	M32X3	2.20"	2.44"	NIPPLE
G2CC-B-16S-VS	16S	M24X1.5	M32X3	2.28"	2.52"	COUPLING
G2CC-X-16S	16S	M24X1.5	M32X3	2.28"	2.52"	NIPPLE
G3CC-B-15L-VS	15L	M22X1.5	M36X3.0	2.56"	N/A	COUPLING
G3CC-X-15L	15L	M22X1.5	M36X3.0	2.56"	3.07"	NIPPLE
G3CC-B-16S-VS	16S	M24X1.5	M36X3.0	2.64"	N/A	COUPLING
G3CC-X-16S	16S	M24X1.5	M36X3.0	2.64"	3.15"	NIPPLE
G3CC-B-20S-VS	20S	M30X2.0	M36X3.0	2.74"	N/A	COUPLING
G3CC-X-20S	20S	M30X2.0	M36X3.0	2.74"	3.20"	NIPPLE
G4CC-B-18L-VS	18L	M26X1.5	M48X3.0	3.03"	N/A	COUPLING
G4CC-X-18L	18L	M26X1.5	M48X3.0	N/A	3.03"	NIPPLE
G4CC-B-20S-VS	20S	M30X2.0	M48X3.0	3.19"	N/A	COUPLING
G4CC-X-20S	20S	M30X2.0	M48X3.0	N/A	3.19"	NIPPLE
G6CC-B-22L-VS	22L	M30X2.0	M54X4.0	3.62"	N/A	COUPLING
G6CC-X-22L	22L	M30X2.0	M54X4.0	N/A	4.13"	NIPPLE
G6CC-B-28L-VS	28L	M36X2.0	M54X4.0	3.62"	N/A	COUPLING
G6CC-X-28L	28L	M36X2.0	M54X4.0	N/A	4.21"	NIPPLE
G6CC-B-20S-VS	20S	M30X2.0	M54X4.0	3.74"	N/A	COUPLING
G6CC-X-20S	20S	M30X2.0	M54X4.0	N/A	4.29"	NIPPLE
G6CC-B-25S-VS	25S	M36X2.0	M54X4.0	3.82"	N/A	COUPLING
G6CC-X-25S	25S	M36X2.0	M54X4.0	N/A	4.37"	NIPPLE
G6CC-B-30S-VS	30S	M42X2.0	M54X4.0	3.90"	N/A	COUPLING
G6CC-X-30S	30S	M42X2.0	M54X4.0	N/A	4.45"	NIPPLE
G8CC-B-35L-VS	35L	M45X2.00	M79X4	4.80"	N/A	COUPLING
G8CC-X-35L	35L	M45X2.00	M79X4	N/A	5.35"	NIPPLE
G8CC-B-42L-VS	42L	M52X2.00	M79X4	4.80"	N/A	COUPLING
G8CC-X-42L	42L	M52X2.00	M79X4	N/A	5.35"	NIPPLE
G8CC-X-38S	38S	M52X2.00	M79X4	4.92"	N/A	COUPLING
G8CC-B-38S-VS	38S	M52X2.00	M79X4	N/A	5.35"	NIPPLE

units: inches